

Teach Me Handwriting

Companion hand-writing practice book for
The Reading Lesson

Primary Style

(also available in Script style for older child)



Created by
Charan Langton
Mountcastle Company
www.readinglesson.com



Teach Me Handwriting

Copyright 2012 Mountcastle Company
Michael Levin and Charan Langton
All Rights Reserved

No part of this book may be reproduced or transmitted in any form or by any means electronic or otherwise, including photocopying, recording, or by other storage methods without the publishers written permission

This eBook is designed for home use. You may print a reasonable number of pages for home use. School use requires a school license. Please contact us if you are using this eBook for classroom or commercial use.

Mountcastle Company
2305 Camino Ramon, Ste 217
San Ramon, CA 94583
www.readinglesson.com

ISBN 978-0-913063-27-9

Teach Me Handwriting

This eBook follows the lessons in The Reading Lesson book and as such has 20 lessons. We suggest that you do the writing practice after you have completed the lesson from the Reading Lesson book. The reading lesson should come first as the writing lesson here may contain words that child has not yet learned to read.

If your child is just beginning to learn to write by hand, please first do that pages from The Writing Lesson CD-ROM (available at www.mountcastleshop.com). The exercises in that CD are better suitable for a child who does not yet have good hand writing skills.

If your child has good hand coordination, you may want to try the Script version of this eBook. It has the same 20 lessons, but the font used is different, better suited for a child in first or second grade.

Please print the lesson from this book, and note the items that your child finds difficult. We suggest that you reprint the difficult pages and have child do them a few times. Blank pages can be used to encourage child to create his/her own story.

Our best wishes,

Charan and Michael

Lesson Menu

Click on lessons to go to the specific lesson.

[Lesson 1](#)

[Lesson 2](#)

[Lesson 3](#)

[Lesson 4](#)

[Lesson 5](#)

[Lesson 6](#)

[Lesson 7](#)

[Lesson 8](#)

[Lesson 9](#)

[Lesson 10](#)

[Lesson 11](#)

[Lesson 12](#)

[Lesson 13](#)

[Lesson 14](#)

[Lesson 15](#)

[Lesson 16](#)

[Lesson 17](#)

[Lesson 18](#)

[Lesson 19](#)

[Lesson 20](#)

LESSON 1

C C C C C

O O O O O

S S S S S

a a a a a

t t t t t



C C C C C

O O O O O

S S S S S

A A A A A

T T T T T

LESSON 1

C



O




S



a



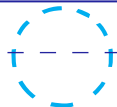
t



C



O



S



A



T



LESSON 1

at at at at at

cat cat cat cat

sat sat sat sat

at at at at at

cat cat cat cat



cat cat

sat sat

at at

cot cot

ot ot

LESSON 1

at

cat

sat

at

cat



cat

sat

at

cot

ot

LESSON 1


At At

tac tac

Cat Cat

sac sac

Sat Sat



Cat Cat


Sat Sat

At At

Cot Cot

AT AT

MY STORY:



Handwriting practice lines consisting of solid top and bottom lines with a dashed middle line, repeated ten times.

MY STORY:

The page contains ten sets of horizontal lines for writing. Each set is composed of three lines: a solid top line, a dashed middle line, and a solid bottom line. These lines are spaced evenly down the page to provide a guide for handwriting practice.

LESSON 2

m

m

m

m

m

d

d

d

d

d

r

r

r

r

r

a

a

a

a

a


s

s

s

s

s



M

M

M

M

M

D

D

D

D

D

R

R

R

R

R

S

S

S

S

S

LESSON 2

m m

d d

r r

t t

a a



M M

D D

R R

A A